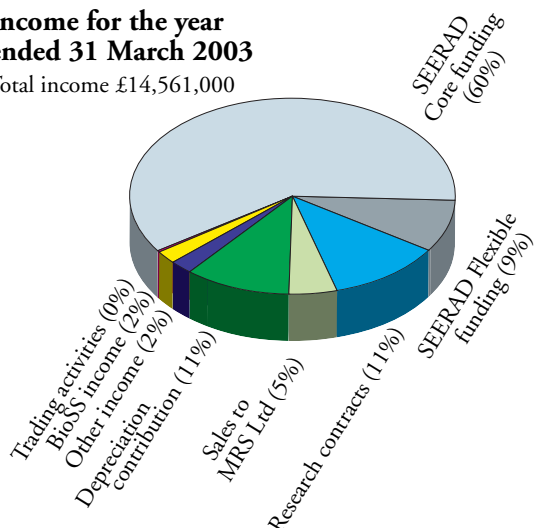


# Summary of the Accounts

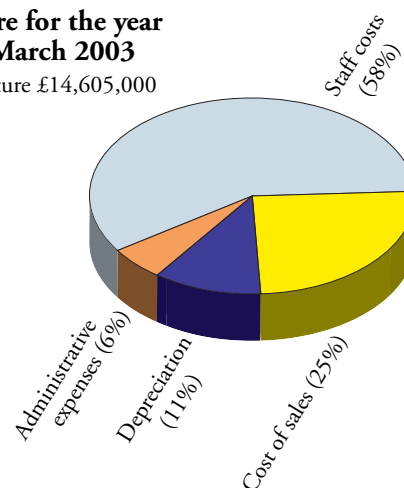
## Income for the year ended 31 March 2003

Total income £14,561,000



## Expenditure for the year ended 31 March 2003

Total expenditure £14,605,000



## Balance sheet at 31 March 2003 Total value £28,211,000

### Assets

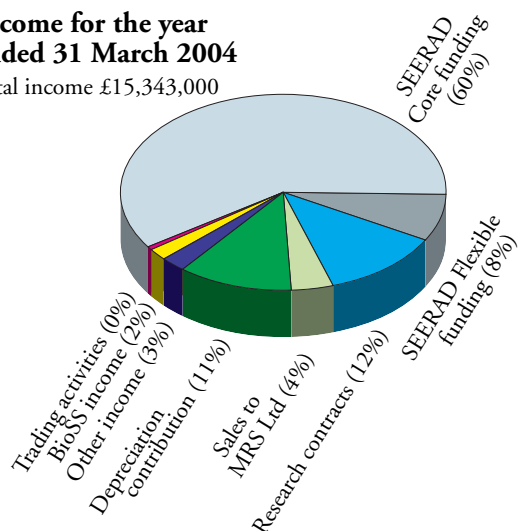
Fixed assets	94 %
Stocks	0 %
Debtors	6 %

### Liabilities

Capital reserve	86 %
Income & expenditure account	2 %
Current liabilities	12 %

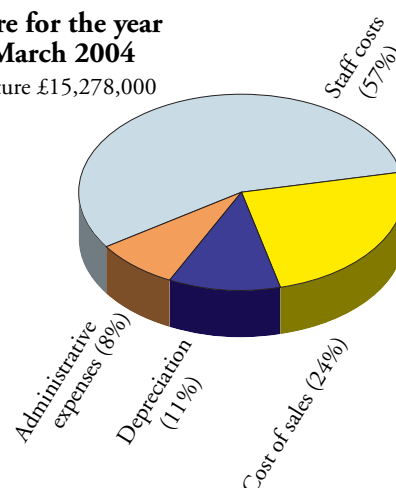
## Income for the year ended 31 March 2004

Total income £15,343,000



## Expenditure for the year ended 31 March 2004

Total expenditure £15,278,000



## Balance sheet at 31 March 2004 Total value £27,223,000

### Assets

Fixed assets	95 %
Stocks	0 %
Debtors	5 %

### Liabilities

Capital reserve	87 %
Income & expenditure account	2 %
Current liabilities	11 %