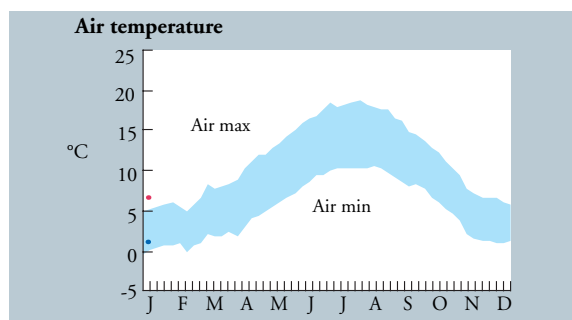


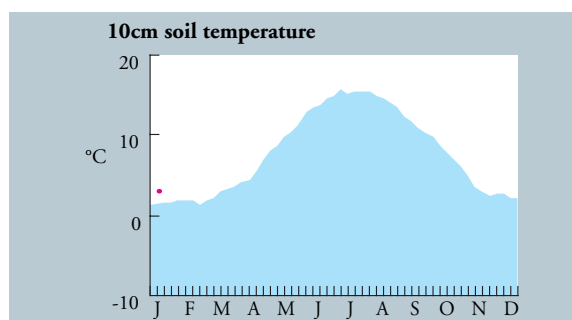
Meteorological Records

M. Grassie*

General The SCRI meteorological station was the subject of interest for approximately twenty schoolchildren in April as part of the annual 'Bring Your Child to Work' day. During a guided informative tour of the site, the children were given the opportunity to make observations, read instruments and ask questions. The 'met site' was also visited in August by eighteen P7 schoolchildren from the Dundee STEM Partnership. The children's visit was included in their trip to SCRI as part of a week-long science summer school.

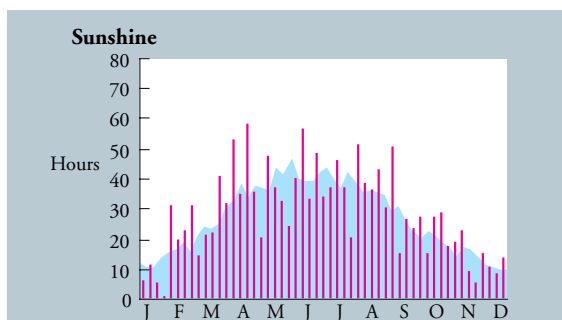


Temperature Conditions were generally warmer than normal throughout the year, without exception. Many months showed the highest average maximum temperatures for several years, the most remarkable being March (highest since 1961), and April (highest since 1955). Although the year will be remembered for its hot summer with individual days in July and August reaching 25°C and 26°C, it was remarkable in the length of the warm spell. This extended as far back as March (16.6°C on the 24th), and into autumn with 18.4°C on the 9th October.

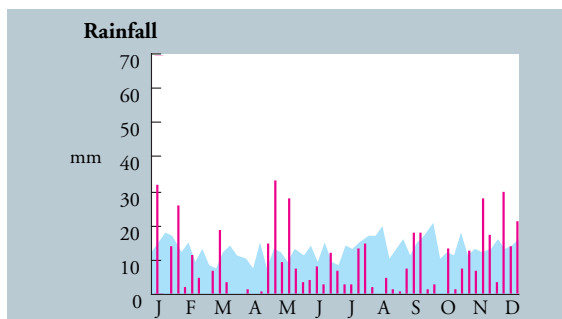


Similarly, average minimum temperatures were higher than typical with the exception of February, October and December. Only one day's frost occurred in May, against the norm of 7, while contrarily, October had 13 occurrences compared to the LTA of 9.5. Soil temperatures were also higher than the LTA with the exception of February and October.

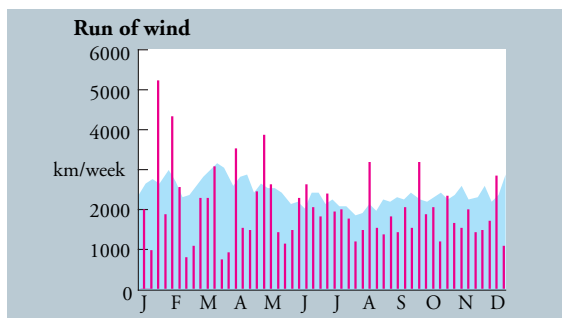
Sunshine and solar radiation Sunshine figures were higher than usual with a total of 1507.5 hours for 2003 (1411.6 LTA) the only exceptions to this being May and July, which, despite the high temperatures, received considerably less sunshine than normal (May: 148.7 hours, 188.1 LTA and July: 150.0 hours, 182.9 LTA). Solar radiation values were high but not exceptional.



Rainfall Generally, rainfall was lower than normal, the annual total reaching 472.7mm as compared to the LTA of 664.5mm, the lowest since 1989. Particularly dry were August with 8.3mm (52.3mm LTA), and October with 16.1mm (67mm LTA). The exceptions were May, November and December, which all had slightly higher rainfall than normal.



Wind Overall, windspeeds were unexceptional. The highest being the months February through to June, which all had at least 1 day with speed of 20 knots reached (representing a 'fresh breeze' on the Beaufort scale), and November which had 1 day at 24 knots ('strong breeze').



*The graphs shown are for weekly values for 2003 and the long term average for 1961-1990 (blue area). Statistics in the text are measured against the monthly Long Term Average (LTA) for 1971 to 2000.